

**Constantin Paidos  
Cristina-Dana Paidos**


# **GRAMMAR FOR KIDS**

• **Volumul 1** •





|                                  |     |
|----------------------------------|-----|
| The A • B • C .....              | 9   |
| People • Animals • Things.....   | 29  |
| A • An.....                      | 41  |
| This • That • These • Those..... | 49  |
| Big • Small • Old.....           | 57  |
| Some • Any • No.....             | 73  |
| My... • Your.....                | 79  |
| I • You • He • She.....          | 85  |
| Who...? • What...? .....         | 91  |
| 1, 2, 3, 4, 5.....               | 95  |
| On • Under • In .....            | 107 |



① This is the English alphabet. Listen:

A, B, C, D, E, F, G, H, I, J, K, L, M, N,  
O, P, Q, R, S, T, U, V, W, X, Y, Z

② Listen and repeat:


a, b, c, d, e, f, g, h, i, j, k, l, m, n, o,  
p, q, r, s, t, u, v, w, x, y, z

③ Listen and repeat:


A



armchair



apple



ambulance

B



balloon



baby



bell



### C



chair



castle



candle


### D



doll




dress

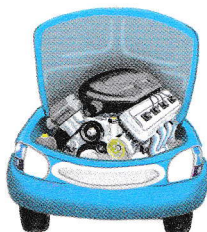


desk


### E



egg



engine




elephant


### F



flag



fish



fox

④ Say the English alphabet.

⑤ Fill in the missing small letters:

c  e    i   l    
  q  s   v

⑥ Fill in the missing capital letters:

A   D    H     M   
O     T   W

⑦ Write in small letters:

a) BOY

e) RABBIT

b) FOX

f) MOUSE

c) HORS

g) KITE

d) ZEBRA

h) ORANGE

⑧ Write in capital letters:

a) ring

e) violin

b) year

f) elephant

c) letter

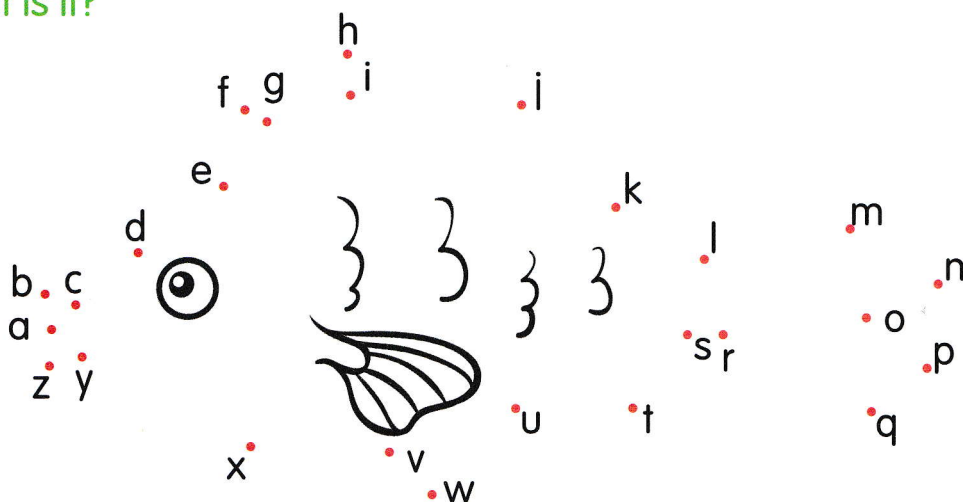
g) kite

d) wall

h) apple

9 Join the dots in alphabetical order to complete the drawing below.

What is it?



10 What is your name? Spell it.

11 Spell the following words:

house

mouse

dress

orange

armchair

queen

horse

rainbow

12 Write your name. Then write it again putting the letters in alphabetical order.

13 In which order are these words in a dictionary?



bell



ant



monkey



parrot



record




king



### 14 BINGO

Copy the card below and write a letter in each square. Then listen to the letter said by the teacher. If you hear your letter, cross it. When all your letters are crossed, shout "Bingo!"

|  |  |  |
|--|--|--|
|  |  |  |
|  |  |  |
|  |  |  |



### 15 a) Listen and repeat:



glove



red



map



vase



snowman



flower



ball




icecream



pencil



table



egg



dog



umbrella



zip



armchair



question




lamp



cat



orange



yellow



hat



jacket



key



night

b) Put the words from the previous page and those above in alphabetical order:

P<sub>1</sub> armchair

P<sub>2</sub> ball

P<sub>3</sub> Er \_\_\_\_\_

(out of game)



**16** Put the second names of the authors of the following books in alphabetical order:

a) Mark Twain

The Adventures of Huckleberry Finn

b) Charles Dickens

Oliver Twist

c) Oscar Wilde

The Happy Prince

d) Lewis Carroll

Alice in Wonderland

e) Jonathan Swift

Gulliver's Travels

**17** Flashcards.

a) Divide the class into two teams. Show them the flashcards one by one. Ask individual pupils from each team, in turn, to read the words. Each correct answer scores one point for the team.

b) Keep the same teams. The pupils should say the initial letter of each word. Each correct answer scores one point for the team.

## 18 "I can see."

P1 A B C

I can see

Something beginning with ... B!

P2 Is it a ball?

P1 No, it isn't.

P3 Is it a book?

P1 Yes, it is.

## 19 Use the letters b, h, c, z, k or f to complete the following words:



ebra



ar




oy



ox



ey



orse