

Ministerul Educației Naționale și Cercetării Științifice

Limba modernă Engleză

Clasa a **IV**-a
Semestrul **1**

Elena Sticlea

Valentina Barabaș

Laura Stanciu

OMEN nr. 5003/02.12.2014 (Anexa 2)

Număr de pagini manual: 80

**Număr de telefon european
de asistență pentru copii: 116111**



Units	Topic	Vocabulary	Grammar	At the end of this unit you will be able to...
1. Welcome Back! pp. 6 - 15	<ul style="list-style-type: none"> Greeting a person Talking about locations in town Asking for and giving directions: go along, turn left, turn right 	<ul style="list-style-type: none"> Greetings Buildings 	<ul style="list-style-type: none"> The Verb "to be" 	<ul style="list-style-type: none"> Listen to and understand a short conversation about greeting a friend; Talk about buildings; Give directions; Write words to complete messages about moments of the day and greetings.
2. This Is My House pp. 16 - 23	<ul style="list-style-type: none"> Describing the house, identifying rooms, furniture and location of common objects in the house 	<ul style="list-style-type: none"> Rooms Furniture Objects in the house Location of objects 	<ul style="list-style-type: none"> Prepositions of place: on, under, in, next to, in front of, behind There is / there are Demonstrative Pronouns: this / that / these / those 	<ul style="list-style-type: none"> Listen to and understand a short conversation about a house, its rooms, the objects in the house and their location; Talk about objects in the house and their location; Write words and phrases to complete sentences about the location of objects.
3. A Beautiful Family pp. 24 - 33	<ul style="list-style-type: none"> Introducing family members Talking about jobs 	<ul style="list-style-type: none"> The extended family: parents, grandparents, uncle, aunt, cousin Numbers: 20-100 	<ul style="list-style-type: none"> Possession with 's Possessive Adjectives: my, your, his, her, its, our, their 	<ul style="list-style-type: none"> Listen to and understand a short conversation about introducing and describing a person; Talk about family members and describe them; Read a short conversation about family members and their jobs; Write words and phrases to complete sentences about family members and their possessions.
4. Who Are You? pp. 34 - 41	<ul style="list-style-type: none"> Describing people 	<ul style="list-style-type: none"> Physical appearance: slim, plump, curly / wavy hair 	<ul style="list-style-type: none"> Adjectives: comparative and superlative forms Have got / has got WH- question words: who, when, where, what 	<ul style="list-style-type: none"> Listen to and understand a short conversation about describing a person; Talk about people's appearance; Ask questions; Compare people and objects; Write a description of a person.

Units	Topic	Vocabulary	Grammar	At the end of this unit you will be able to...
5. I'm Going to School! pp. 42 - 51	<ul style="list-style-type: none"> Talking about school activities 	<ul style="list-style-type: none"> School subjects School objects 	<ul style="list-style-type: none"> Present Continuous: affirmative, negative, interrogative 	<ul style="list-style-type: none"> Listen to and understand a short conversation about school subjects and school objects; Talk about the favourite school subject; Read a short conversation about activities in progress at the moment of speaking; Write a letter to talk about activities happening at the moment of speaking.
6. My Busy Week pp. 52 - 59	<ul style="list-style-type: none"> Talking about daily routines 	<ul style="list-style-type: none"> Telling the time Daily activities Meals of the day 	<ul style="list-style-type: none"> Present Simple: affirmative, negative, interrogative Short answers 	<ul style="list-style-type: none"> Listen to and understand short conversations about daily routines; Ask and answer questions about everyday activities; Read a short conversation about a person's timetable; Write words and phrases to complete a person's timetable.
7. A Perfect Weekend pp. 60 - 69	<ul style="list-style-type: none"> Free time activities 	<ul style="list-style-type: none"> Everyday activities TV programmes 	<ul style="list-style-type: none"> Prepositions: in, at, on Adverbs of frequency: always, usually, often, sometimes, rarely, never 	<ul style="list-style-type: none"> Listen to and understand short conversations about a person's plans for the weekend; Ask and answer questions about a person's free time activities; Read a short conversation about TV programmes; Write words and phrases to complete an e-mail about weekend routines.
Merry Christmas! Saint Valentine's Day pp. 70 - 73	<ul style="list-style-type: none"> Christmas and Valentine's Day activities and traditions 	<ul style="list-style-type: none"> Christmas and Valentine's Day vocabulary: tinsel, baubles, stocking, chimney, reindeer, Cupid, goddess, chocolates 	<ul style="list-style-type: none"> Present Simple used to talk about Christmas and Valentine's Day routines 	<ul style="list-style-type: none"> Read about Christmas and Valentine's Day traditions; Write a letter to a friend to describe Christmas family traditions; Write a Valentine's Day card.
Final Revision pp. 74 - 75				<ul style="list-style-type: none"> Read short sentences and paragraphs about family members, possessions, daily activities and location of objects; Write words and sentences about family members, possessions, daily activities and location of objects; Introduce yourself.
Word List pp. 76 - 78				
Fun Time! pp. 79 - 80		<ul style="list-style-type: none"> School objects School subjects Leisure activities 		<ul style="list-style-type: none"> Sing, recite and listen to songs and poems; Draw and write a card; Listen to, learn and repeat poems; Colour in a classroom picture; Write about a favourite cartoon.

Unit 1 Welcome Back! Lesson 1

Respect pentru oameni și cărți

Look, listen and read:



2. Choose the right answer:



- a. Where are the children?
b. What is the teacher's name?


1. at home 2. at school
1. Miss Daisy 2. Miss Rose

3. Match the sentences to the pictures:


pentru oameni și cărți



Good afternoon!



Good night!



Good evening!



Good morning!

4. Read the text in exercise 1 again and complete the sentences:



Good morning

Hello

Yes, of course

nice to see you

Hi

happy to see you



Hi, Tommy! How are you?

, Jenny! I'm fine, thanks.

It's again.

Here's Christie.



, Christie!

Welcome back to school!

, friends!

Are you ready to go inside?

. Let's go!




, children!

I'm very again!

, Miss Daisy!

, too!




1. Look, listen and read:



Dear friends,
I hope you are all well.
I am very happy on
Blip Blopia, my planet.
Everything here is like
it is on your planet. We
have houses, schools,
parks, museums and
theatres. Look at the
map of my town. You
can find me, it's easy!

Love,
Blip Blop



Your spaceship is in Green Street. Go along Green Street. You see a theatre on the right. Turn left into Apple Street. Go along Apple Street, the park is on the right. Turn right into Orange Street. Go along Orange Street. My house is opposite the museum.

2. Read again and answer YES or NO:



- Blip Blop lives on Blip Blopia.
- The theatre is in Orange Street.
- Blip Blop's house is opposite the museum.



YES / NO

YES / NO

YES / NO

3. Look, listen and repeat:

Respect pentru oameni și cărți



theatre



hospital




museum

4. Write the name of the buildings:



S _ _ _ O _ _ L




B _ _ _ _




_ _ _ S _ I T _ _ _



S _ _ _ _ R _ _ _ R K _ _ _



M _ _ _ _ _ M



_ _ H _ _ _ T _ _ E

5. Match the words to the pictures:

turn left go along turn right

