

LEARN WITH **ENGLISH MUSIC**

clasa I

 **Booklet**

BUCUREȘTI, 2019

Table of contents

Unit 1. Hello!

Lesson 1. How are you?	3
Lesson 2. My name is.....	5

Unit 2. I look nice!

Lesson 1. I've got two eyes	8
Lesson 2. This is my right arm!	10

Unit 3. Animals are nice!

Lesson 1. On the farm.....	13
Lesson 2. On the safari.....	15

Unit 4. A beautiful family

Lesson 1. My clothes are nice!	18
Lesson 2. Our pets	20

Unit 5. Every day is good!

Lesson 1. Wash your face!	23
Lesson 2. Good morning, everyone!	25

Revision Units 1-5..... 28

Unit 6. My hobby

Lesson 1. I like playing football.....	32
Lesson 2. Let's play!.....	34

Unit 7. Colour my school!

Lesson 1. A nice classroom	37
Lesson 2. Pick it up!	39

Unit 8. Dolls and Robots

Lesson 1. We are full of joy.....	42
Lesson 2. The kite is here.....	44

Unit 9. Welcome home!

Lesson 1. This is my house.....	47
Lesson 2. I've got a purple lamp.....	49

Unit 10. The Thanksgiving dinner

Lesson 1. Dishes and fruit.....	52
Lesson 2. At the supermarket	54

Revision Units 6-10..... 57

Lyrics..... 61


LESSON 1. HOW ARE YOU?










1. LISTEN AND SING THE SONG.




2. LISTEN TO THE SONG AGAIN AND TICK THE COLOURS YOU HEAR. THEN SAY ALL THE COLOURS.


☐

☐


☐

☐

☐

☐

☐

☐

☐

☐

☐

3. TRACE THE DOTS AND LINES TO FORM THE NUMBERS.
THEN LISTEN AND COLOUR IN THE NUMBERS.



4. LOOK AT THE CHILDREN. POINT TO A CHILD AND TALK TO YOUR
FRIEND LIKE THIS: **HOW OLD ARE YOU? I'M SIX.**



LESSON 2. MY NAME IS...



1. LOOK AT THE CHILDREN IN EXERCISE 4, PAGE 4.
LISTEN AND REPEAT THE CHANT.
2. CAN YOU SAY THE CHANT BACKWARDS? START LIKE THIS:
MY NAME IS BEN. I AM TEN. 10, 9, 8, 7, 6, 5, 4, 3, 2, 1.
MY NAME IS KLEIN. I AM NINE. 9, 8, 7, 6, 5, 4, 3, 2, 1.
3. LOOK AT THE CHILDREN ON PAGE 4, EXERCISE 4. POINT TO A CHILD AND
TALK TO YOUR FRIEND LIKE THIS:



Example: POINT TO NUMBER 10 AND SAY:

YOU: HELLO! WHAT'S YOUR NAME?

FRIEND: MY NAME IS BEN.


YOU: HOW ARE YOU?

FRIEND: I'M FINE, THANK YOU.

DO YOU REMEMBER HOW OLD THE CHILDREN ARE? LOOK BACK IN EXERCISE 4, PAGE 4. POINT TO THE CHILDREN AND INTRODUCE THEM TO YOUR DESKMATE.

Example: YOUR FRIEND: WHO IS THIS?

YOU: THIS IS MY FRIEND, JUAN. JUAN IS ONE.



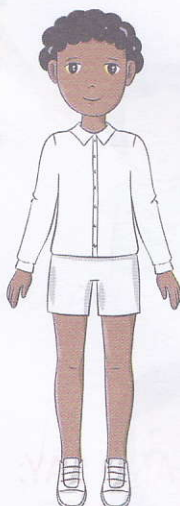

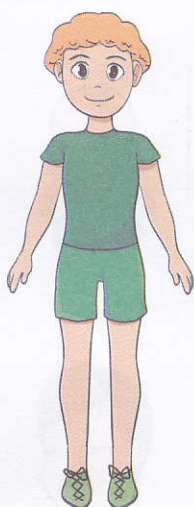
5.

LISTEN AND MATCH THE CHILDREN TO THE NUMBERS. THEN SAY THE SENTENCES, FOLLOWING THE MODEL FROM THE RECORDING.

7

6

8



9

7

10

