

Herbert Puchta Günter Gerngross Peter Lewis-Jones with Bianca Popa

Super Minds

Workbook 1

Limba engleză
Clasa I



CAMBRIDGE
UNIVERSITY PRESS

Contents

	Friends	4
1	At School	8
2	Let's Play!	18
3	Pet Show	26
4	Lunchtime	36
5	The Old House	42
6	The Robot	52
7	At the Beach	62
	Revision	72
	Picture dictionary	74

Friends

1

Match the names with the pictures. Colour the circles.



Whisper.




Flash.



Thunder.



Misty.



2

Match the Super Friends with the powers.

1



2



3



4



a




b



c



d



1

Match the numbers with the words.

9 5 4
8 7 3
6 10
2 1

SEVEN

THREE

TEN

EIGHT

NINE

ONE

FOUR

FIVE

TWO

SIX

2

Write the numbers.

THREE 3

ONE _____

SIX _____

TWO _____

SEVEN _____

NINE _____

EIGHT _____

FOUR _____

TEN _____

FIVE _____


1

Colour the words.

YELLOW PURPLE
RED GREEN
ORANGE BLUE

2

Draw and colour: 3 red balloons, 2 yellow balloons
and 4 blue balloons.




3 WB, CD 02

Listen and tick (✓) the box.


1



2



3



My Super Mind

1 Draw and say what you know.

I'm six.

1



2

3

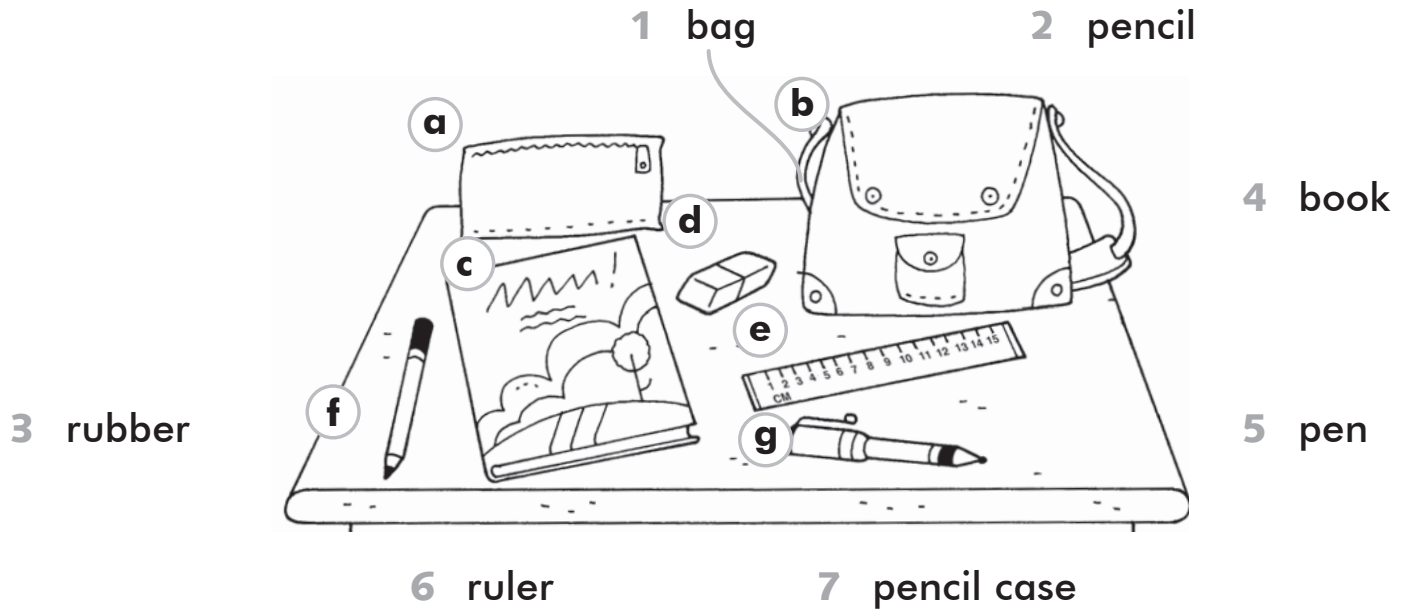
4

1

At School

1

Match the words with the pictures.



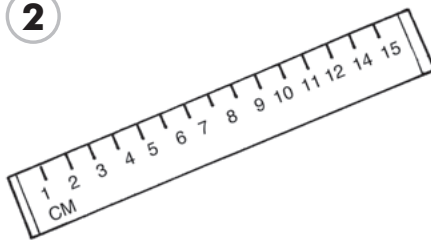
2

Look and colour.

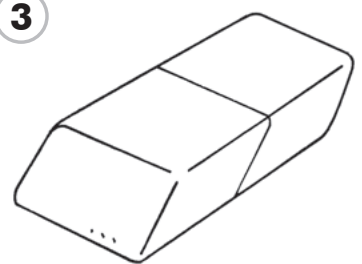
1



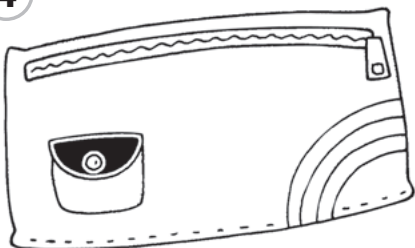
2



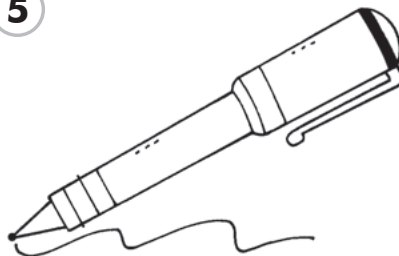
3




4



5



6



Key



= yellow



= red



= orange



= purple



= blue








= green

1 Follow the lines and say.



It's my ...



1 Look, say and act out.



1 Close your pencil case.



2 Pass me a notebook, please.



3 Pass me a ruler, please.



4 Close your book.

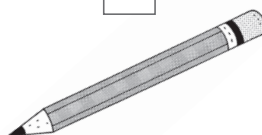

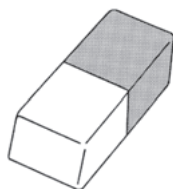
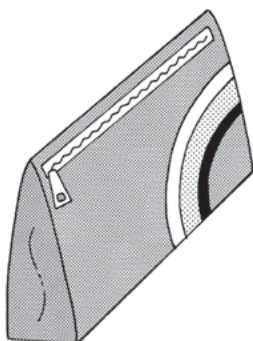


5 Open your book.



6 Sit at your desk.


2 WB CD 03 **Listen and write a number. Then say.**




1 WB CD 04

Listen and tick (✓) the box.


1



2



3



2

Right or wrong? Tick (✓) or (X) cross.

1



2



3 WB CD 05

Look, listen and write a number.










1

Match the pictures with the words. Then say.

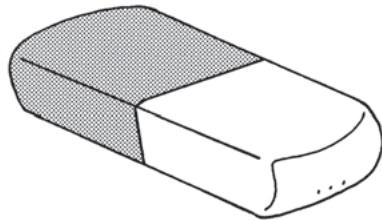
This is a ...

1



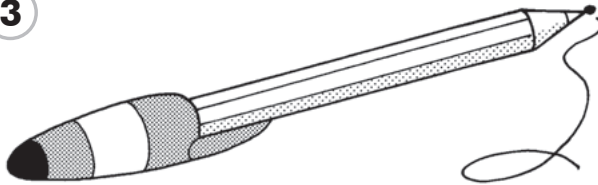
book

2



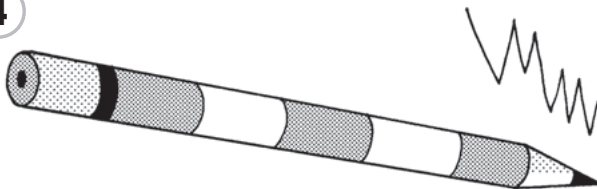
pencil

3



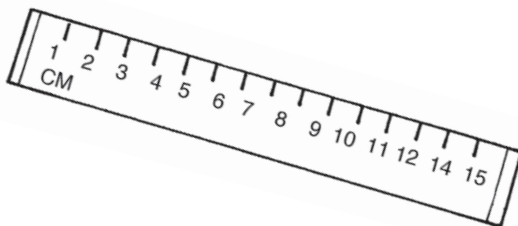
rubber

4




pen

5



notebook

6



ruler


Listen and number.



1

Look and colour.

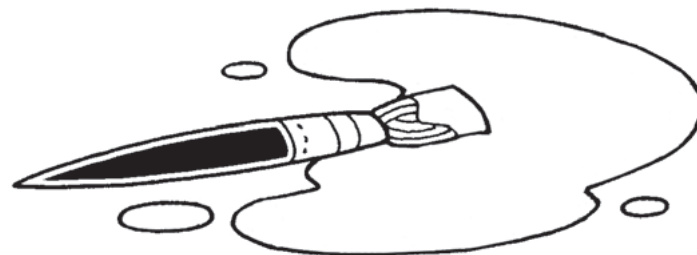
1 blue + yellow =



2 yellow + red =




3 red + blue =



2

Colour the picture.

**Key**

1 = grey

2 = yellow

3 = blue

4 = purple

5 = red

6 = green

7 = black

8 = white


9 = orange

10 = pink



1 Make a pencil holder.


You need



toilet roll tube



scissors



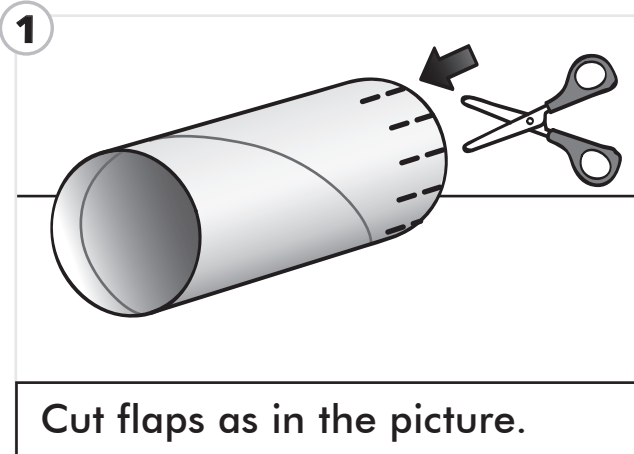
cardboard



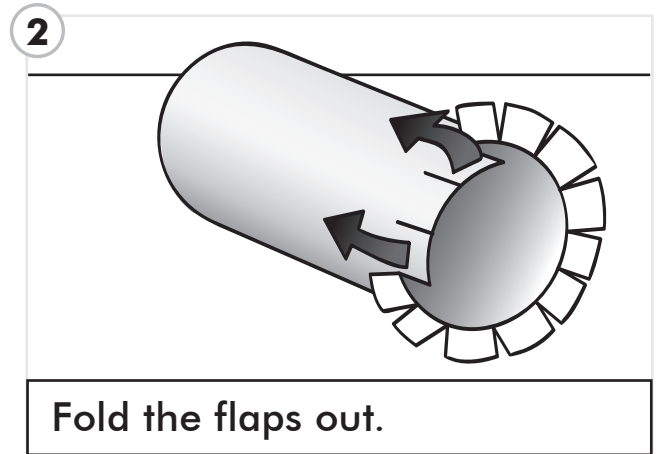
glue




animal magazines




Cut flaps as in the picture.




Fold the flaps out.




Glue the flaps on the piece of cardboard.



Cut out pictures of animals.



Glue the pictures on the tube.



This is your pencil holder.