

Libris.RO

Respectăm mediul și cărți

**MANUAL
PENTRU
CLASA
A V-A**

CORINT

MINISTERUL EDUCAȚIEI NAȚIONALE

Diana Ioniță (coordonator)

Simona Drulă

Corina Dumitrescu

Niky Paula Gheorghe

Adriana Giurgi

Alina Sârbu

LIMBA MODERNĂ 1

LIMBA ENGLEZĂ

Unit	Grammar	Vocabulary	Page
Respect pentru Unități și cărți			
Foreword			6
How to Use This Textbook			7-8
General and Specific Skills			9
UNIT 0 Back to School		Introducing the main characters Greetings Revision and practice	10
UNIT 1 Personal Profiles	Personal pronouns <i>To be</i> in the Present Simple Using <i>have/has got</i>	Introducing oneself Describing people (family members)	12
<i>Project – My Family Tree</i>			16
<i>Self-check Test</i>			17
Unit 2 Daily Life	Present Simple (questions and answers) Time expressions	Expressing routines Writing invitations	18
<i>Project – Interview</i>			22
<i>Self-check Test</i>			23
UNIT 3 Interpersonal Relationships & People	Expressing ability with <i>can</i> and <i>can't</i> Possessive pronouns and adjective The Genitive (revision)	Expressing ability Describing people (family members) Expressing possession	24
<i>Project – Superheroes Poster Competition</i>			28
<i>Self-check Test</i>			29
UNIT 4 Pets	Using <i>have/has got</i> The Imperative Making up questions	Expressing instructions Performing commands	30
<i>Project – Escape Plan for a Pet</i>			34
<i>Self-check Test</i>			35
<i>Revision I (Units 1-4)</i>			36



Table of Contents

Resurse pentru oameni și cărți

UNIT 5 Spare Time	The Present Simple Time expressions	Expressing preferences Writing e-mails, thank you notes and invitations Reading labels	38
<i>Project – My New Hobby</i>			44
<i>Self-check Test</i>			45
UNIT 6 Books	Wh-questions The Adjective	Making up questions Finding information Describing objects (books)	46
<i>Project – The Benefits of Reading Books</i>			50
<i>Self-check Test</i>			51
UNIT 7 Shopping	The Demonstrative Pronouns and Adjectives (<i>this/ that,</i> <i>these/ those</i>) The Modal Verbs (<i>can/ can't,</i> <i>may/ may not</i>)	Identifying objects Expressing permission	52
<i>Project – I am a Fashion Designer</i>			56
<i>Self-check Test</i>			57
UNIT 8 Food and Drink	The Imperative The Present Simple Countable/ Uncountable Nouns	Expressing instructions and commands Expressing amount/ quantity/ numbers	58
<i>Project – A Healthy Menu</i>			64
<i>Self-check Test</i>			65
<i>Revision II (Units 4-8)</i>			66
UNIT 9 Going Places and Holidays	The Imperative The Adjective The Present Continuous Definite and Indefinite Articles	Giving directions Describing places Describing actions in progress and present temporary situations Identifying objects	68
<i>Project – Itinerary</i>			74
<i>Self-check Test</i>			75






UNIT 10 The Natural World & Animals	* The Adjective – comparison	Describing animals	76
<i>Project – Endangered Animals</i>			80
<i>Self-check Test</i>			81
UNIT 11 Word and Tales	Present Simple Prepositions of place and movement <i>There is/ are</i>	Telling stories starting from a picture Placing objects Writing a story	82
<i>Project – Story Writing</i>			86
<i>Self-check Test</i>			87
UNIT 12 Characters	Definite and Indefinite Articles Present Simple	Telling a story Describing people/ characters Identifying objects Writing short messages	88
<i>Project – My Favourite Character</i>			92
<i>Self-check Test</i>			93
<i>Revision III (Units 9–12)</i>			94
UNIT 13 My World	Ordinal Numerals Present Tense Simple The Imperative	Expressing order, date Expressing apologies Giving directions and advice	96
<i>Project – Collage – Our Favourite Place in our Community</i>			102
<i>Self-check Test</i>			103
UNIT 14 Celebrations	Ordinal Numerals The Adjective	Expressing date Describing weather conditions Map orientation	104
<i>Project – Celebrations in the UK</i>			108
<i>Self-check Test</i>			109
<i>Revision IV (Units 13-14)</i>			110
<i>Interdisciplinary Project – New Year's Eve around the World</i>			112
<i>Interdisciplinary Project – Christmas in the United Kingdom</i>			114
<i>Educational Trip</i>			116
<i>1st Semester Revision</i>			118
<i>2nd Semester Revision</i>			120
<i>Final Revision</i>			122
<i>Grammar in a Nutshell</i>			125
<i>Self-check Tests – Answers</i>			128




Mrs Mary Jones



Mr Peter Jones



Mrs Jones & Mr Jones



Mr Anderson & Mrs Anderson



GAMES & PUZZLES

Play **Let's meet...!** with your classmates. Work in groups of three students.

- 1) Take turns and introduce yourself and one of your classmates to the other student.
- 2) Each student is her/his favourite character (from any book, film or video game she likes). Each student introduces herself/himself to the others, giving details about the character.

Listening



➤ Listen to the dialogue from the digital textbook or ask your teacher to read it for you using the following transcript. Remember: close the book while listening.

Betty: Hi, I'm Betty!

Dan: And I'm Dan! We're from England.

Betty: We're twins.

Dan: This is our friend, Radu. He is visiting us from Romania.

Radu: Hello!

Betty: Radu, this is our family album. Let us introduce you to our family before you meet them personally!

Dan: There they are!

➤ Listen to all the dialogues from the digital textbook, then act them out with your deskmate.



DO YOU KNOW?

We use different terms to show our respect for someone in English: *Mr* is short for *mister* – we use it when addressing men in general. *Mrs* is used when addressing a married woman. *Miss* is used when addressing a girl or an unmarried woman. *Sir* and *lady* are very respectful terms. For the members of the British royal family terms like: *Your Majesty*, or *Your (Royal) Highness* are correct.




GAMES & PUZZLES

- Play **Mime** with your classmates: one of you mimes an activity and the others guess it.
- Play **Who am I?** with your classmates: you are your favourite character. Mime an activity he or she is famous for. Your classmates guess the character.



ROLE PLAY

Play **Quiz TV Show** with your classmates: One of you is the host, the others are the competitors. The host asks you: to name the months • to name the days of the week • to say all the colours you know • to count to 25 • to name as many jobs as you know, etc.



Speaking



➤ Work in pairs. Talk to your deskmate about the picture above, and answer the following questions:

- Who are the people in the photos?
- Who is Mary Jones?
- Who is Peter Jones?
- Who is Ann Brown?
- Who is Timmy Brown?

➤ Fill in the gaps with the correct greeting:

When you arrive somewhere, in the morning you say: ... • ... • ...

In the evening, you say: ...

When you leave a place, you say: ... • ... • ...

➤ You meet Harry Potter. Introduce yourself to him. (Listen to the dialogues from the digital textbook again. They give more examples).



STUDENT PORTFOLIO

Start working on your student portfolio. Its title is **Facts about Great Britain**. Add facts for every topic you discuss in class. You can write on paper or create PowerPoint presentations or even a blog. Discuss it with your classmates and teacher. Add photos, videos and any other material you may consider relevant. Your teacher can grade your work from time to time. Bring it to school for the final revision.

Listening



➤ Listen to the following dialogue from the digital textbook and act it out with your partner using the transcript:

David: Hello, Betty! How are you?

Betty: Hi, David! Fine, thank you. This is Radu. He comes from Romania.

Radu: Nice to meet you, David.

David: Nice to meet you, too. Are you our new classmate?

Radu: I think so. I'm in class 5B. And you?

David: I'm in class 5B too. I have to go, now. See you later!

Radu: Bye-bye! See you soon!

Betty: Let's go and meet our classmates!

➤ Listen and repeat the alphabet: A, B, C, D, E, F, G, H, I, J, K, L, M, N, O, P, Q, R, S, T, U, V, W, X, Y, Z. (Use your digital textbook).

Aa

Bb

Cc

Dd

Ee

Ff

Gg

Hh

Ii

➤ Work in pairs. Ask and answer how to spell your name:

E.g.: "How do you spell your name?"

"D-A-V-I-D"

Listening



➤ Listen to the dialogue from the digital textbook, then act it out with your classmates, using the following transcript:

David: Hello, guys! I want to introduce you to our new classmate, Radu. He is from Romania. He is Romanian.

Francesca: Hi, Radu! I'm Francesca. I am from Italy. Nice to meet you!

Rafael: Hello, Radu! I'm Rafael. I'm from Spain. Pleased to meet you!

Michelle: Hello! My name is Michelle. I am from France. Nice to meet you!

Aisha: Hi, I am Aisha and I am from India. Nice to meet you!

Cindy: Hello! My name is Anna. I am from Russia. Glad to see you!

➤ Act out similar dialogues with your classmates, after you watch the film about countries and nationalities from the digital textbook.

Writing



➤ Copy the following table in your notebook, then complete it using the information from the dialogue above.

Name	Country	Nationality
Radu	Romania	Romanian
Francesca		Italian
	Spain	Spanish
Michelle		French
	India	Indian
Anna		Russian

➤ Copy the following words in your notebook, then write the correct word (*I, we, you, he, she, it, they*) that can replace them:

Pencil case ...

Cat ...

I and Ben ...

You and Claire ...

James ...

Books ...

Mary ...

She and David ...

➤ Fill in the blanks with the right word (*I, you, he, she, it, we*):

Radu is Romanian. ... isn't French. Betty and Dan Jones are from England. ... aren't from France. Bernie and I are high school students. ... aren't primary school students.

ROLE PLAY



Ask and answer. Work in pairs.

Act out a dialogue between two children. One of them (B) is introducing a friend, Rafael, to a classmate (A).

A: What's his/her name?

B: He is Rafael.

A: Where is he from?

B: He is from Spain.

A: How old is he?

B: He is 12 years old.

A: What does he like doing?

B: He likes reading books with super heroes. He loves Batman.

A: Wow! I want to meet him, because I like Catwoman.

CLASS PORTFOLIO

Start a class portfolio (blog):

We love Great Britain. Add YouTube videos about Great Britain, clips from different documentaries or films about British history, culture, life and customs, about British celebrities, etc. Dedicate a special section to a **collection of English children's songs** (you can find them on YouTube or you may buy their audio files online).

This site is to be accessed by you and your teacher during classes as a digital teaching material. (For instance, add a video like *Why are the British obsessed with tea?* from the digital textbook. Then use this video to find out new words and as a teaching material in Unit 8 – there you find how to prepare the perfect cup of tea.)

ROLE PLAY

- Imagine you are Snow White. You meet Harry Potter at Prince Charming's birthday party. Introduce yourself, then introduce your friends, Dopey, Grumpy, and Doc. (Watch the animated film *Snow White and the Seven Dwarfs* (1937) to remember who they are.)
- Imagine you are Prince Charming. You meet Pinocchio at your birthday party. Introduce yourself and ask him to do the same.

GRAMMAR

We use **to be** to speak about:

- *appearance*: I **am** tall.
- *character*: My grandparents **are** very kind.
- *job*: My father **is** a pilot.
- *nationality*: Radu **is** Romanian.
- *age*: She **is** 13 years old.

Writing

- Write 2–3 sentences about your favourite character from a video game or a story.
- Copy the following table in your notebook, then fill in the missing words. Do you remember all the forms of the verb *to be*?

YES		NO		...?
Long form	Short form	Long form	Short form	
I am	... 'm	I am not	I'm not	Am I?
... are	You're	... are not	... aren't	Are ...?
... is	... 's	... is not	He ...	Is ...?
... is	She's	... is not	... isn't	Is ...?
It 's	It ... not	It it?
... are	We're	... are not	... aren't	Are ...?
You 're	You ... not	You you?
... are	They're	... are not	... aren't	Are ...?

Games and puzzles

- Read Micaela's poster, then make your own posters adding photos, drawings, etc. Read them to your classmates. Stand in alphabetical order.

My name's Micaela. I'm 11 years old. I'm in class 5D. I live in Manchester, England. I am tall and thin. I've got brown eyes and brown hair. I've got a sister. She is 18 years old. I like playing computer games. My favourite food is pizza.






Mrs Jones



Mr Jones



Mr Anderson



Mrs Anderson




Mr Peter Jones



Mrs Mary Jones



Mrs Jenny Brown



Mr Paul Brown



Betty Jones



Dan Jones



Ann Brown



Timmy Brown

Speaking



➤ Work in pairs. Meet Dan and Betty's family. Look at the picture above, then answer the following questions:

- How many uncles has Betty got?
- Has Mary Jones got any brothers or sisters?
- What does Dan look like?

➤ Listen to the dialogue from the digital textbook carefully. Betty talks about her family with Radu. Act out similar dialogues.

➤ Describe five members of Betty's family. Use the following words: *tall, short, young, old, fat, thin*. Remember to mention the colour of their eyes and hair.

ROLE PLAY



Imagine you are a reporter, who wants to find more information about your deskmate. Remember your History classes, and your knowledge about the history of a family. Here are some possible questions to ask: What is your mother's job? • What is your father's job? • What are your chores? • What do you do for fun? • Do you know any stories about your ancestors? • Have you got any old photos you could show me?

GAMES & PUZZLES

Guess the famous character!

Read the following description and guess the character:

He is tall and slim. He has got black hair, green eyes, and a strange scar on his forehead. He wears round glasses held together with a lot of Scotch tape. He is a wizard.

(Harry Potter)

Writing

- Copy the correct answer and write the sentences in your notebook:
E.g.: Ann is/has my sister.

Ann is my sister.

- a) Peter is/has got blonde hair.
- b) The twins are/have got twelve.
- c) My friend is/has got a bike.

- Choose the correct words and write the sentences into your notebook:

E.g.: She ... many friends.

- a) is b) has got

She has got many friends.

- The giraffe ... a long neck.
a) is b) has got
- My grandma ... an old house.
a) is b) has got
- Zebras ... stripes.
a) is b) have got
- Foxes ... wild animals.
a) are b) have got

- Correct the sentences. Use the words in brackets. Write the correct sentences in your notebook.

E.g.: I have got a brother. (*sister*)

No, I haven't got a brother. I have got a sister.

- a) My cousin has got two cats. (*dogs*)
- b) Jane and Tom have got a beautiful house. (*flat*)
- c) We have got five books. (*notebooks*)
- d) My cat has got black fur. (*grey*)

Project - My Family Tree

Draw your family tree. Add the photos of your relatives. (Don't forget to write short labels under the photos, such as: "My mother, Mrs..."? You may also write their age and job titles.) Bring the poster to school and introduce yourself and your family using the family tree.

Your classmates evaluate:

- the clarity and attractiveness of the final product;
- your presentation skills (good English, body language, etc.);
- your ability to answer questions from the class or from the teacher;
- your creativity.

Tip: Listen to the dialogue between Betty and Radu from your digital textbook again. It can help you prepare for your presentation.

I Read the sentences below and decide if the 's comes from *is* or *has*. Write the sentences with the long forms in your notebook. (30 points)

E.g.: Mary's tall and slim.

Mary is tall and slim.

- George's got three cats.
- She's got blue eyes.
- He's 12 years old.

II Copy the following sentences in your notebook and fill in the gaps with the right forms of *to be* and *have got*. (30 points)

E.g.: A: ...you from England?

B: No, I'... from Romania.

A: *Are you from England?*

B: *No, I am from Romania.*

- Andrew ... four pencils and six pens.
- I'... 12 years old.
- She ... a teacher. She ... not a pilot.

- They ... blue eyes.
- The books ... on the desk.
- The Big Ben ... in Paris. It ... in London.
- He ... a moustache, but he ... a beard.

III Watch the film about countries and nationalities from the digital textbook again and match the countries to the nationalities. Write the pairs in your notebook. (20 points)

- | | |
|-------------|-------------|
| 1) England | a) Japanese |
| 2) Romania | b) French |
| 3) Spain | c) Russian |
| 4) Japan | d) Romanian |
| 5) France | e) English |
| 6) Russia | f) Spanish |
| 7) Poland | g) Greek |
| 8) Turkey | h) Polish |
| 9) Greece | i) Turkish |
| 10) Germany | j) German |

IV Look at the picture and complete the description, using the following words: *has got, brown, slim, short, brown, blue, have got, is, tall, brown*. Write the sentences in your notebook.

(20 points)

Dan is tall and ... He has got ... hair and ... eyes. His wife Jenny ... very pretty. She is thin and ... and long brown hair and ... eyes. They ... a daughter. She ... 11 years old and she has got long ... hair.



Go to page 128 and check your answers. Add the points. What is your score?	Your score	What can you do?
	1–40 points	You still need some practice.
	41–80 points	You are doing well.
	81–100 points	Well done! Be kind and help a classmate.

* This test, and all the other self-check tests can be used as evaluation tests by the teacher.